

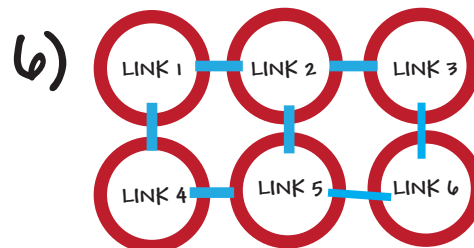
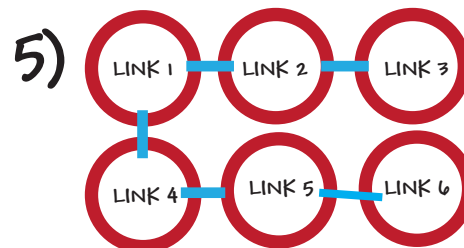
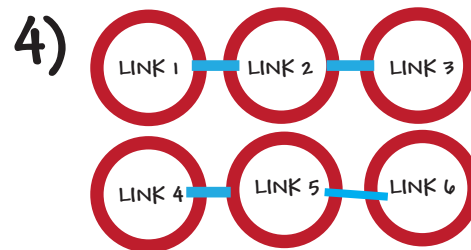
SO GUSARI WALL HANGING

MATERIALS FOR THIS PROJECT:

- Pipe cleaners
- Scissors
- String

To Make SO GUSARI Chainmail:

- 1) Bend 6 pipe cleaners into circles of the same size. (LINKS 1-6)
- 2) Cut 4 pipe cleaners in half to create your connecting links, these will be smaller circles.
- 3) Connect LINK 1, 2, and 3 with your half pipe cleaners at sides.
- 4) Connect LINK 4, 5, and 6 with half pipe cleaner at sides.
- 5) Connect LINK 1 at the bottom to LINK 4. Repeat for LINK 2 and 5, and LINK 3 and 6.
- 6) Repeat steps above until you have made your chainmail wall hanging to your desired size. Tie a string to the top for hanging and admire your work!



IRON MEN
THE ARTISTRY OF IRON IN SAMURAI ARMOR

NOW ON VIEW AT THE SAMURAI COLLECTION

THE ANN & GABRIEL
BARBIER-MUELLER
MUSEUM

The Samurai Collection

