

# KIKKO PRINTMAKING

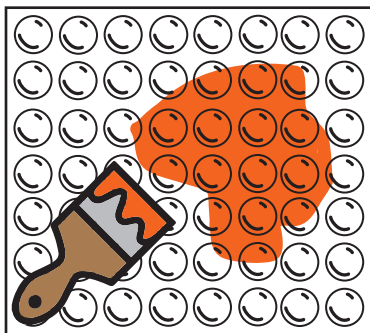

THE ANN & GABRIEL  
BARBIER-MUELLER  
MUSEUM



KIKKO are small hexagonal shaped plates meant to represent the shell of a turtle. In samurai armor, these plates would be attached to heavy fabric, or connected with chainmail to create a flexible and protective barrier. Create KIKKO-inspired art with this activity!

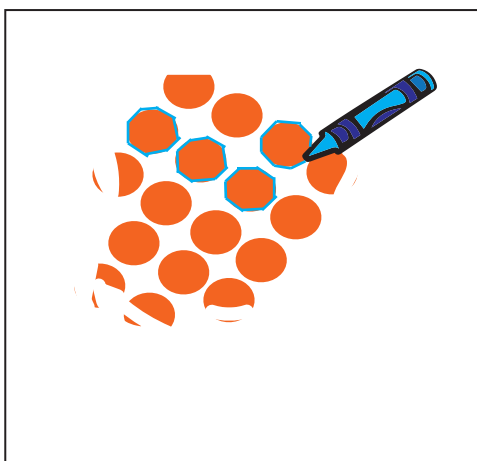
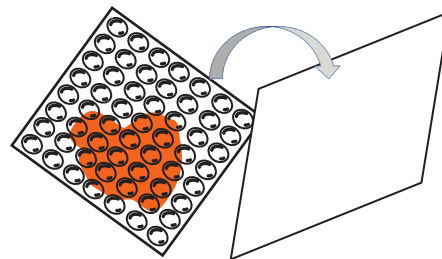
You will need:

- A piece of bubble wrap (bigger bubbles are best!)
- A sheet of paper, try construction paper to create a colorful design!
- Acrylic or Tempera paint
- Paintbrush
- Crayons, Markers or Colored pencils



1) Paint your bubblewrap. You can paint the whole piece or a small part. Experiment with different paint colors and designs.

2) Carefully lay your painted bubble wrap on your sheet of paper. Press down lightly to make sure the paint transfers to your paper.



3) Slowly pull off your bubble wrap and reveal your printed design!

4) Using a crayon, marker or colored pencil decorate your bubble wrap print! Turn your circles into hexagons for the KIKKO look!

**IRON MEN**  
THE ARTISTRY OF IRON IN SAMURAI ARMOR